

safe · timeless · beautiful



## ***markilux 5010***

The cassette awning - slim, strong and simply stylish



# markilux 5010

## The cassette awning - slim, strong and simply stylish

### design features

- The slim cassette awning with the elegant lines - from the design studio.
- The cover profile is in the same colour as the cassette; This provides for an homogeneous appearance even when the awning is extended.
- Attractive, rounded end caps complete the overall appearance of this slim cassette awning.
- for long-lasting attractiveness the awning has been powder coated.
- Attractive brackets; Design down to the last detail.

### technical highlights

- Because of its superior design the markilux 5010 belongs to the sturdiest and most stable of awnings on the market in spite of its slender shape.
- Front profile with integrated gutter and hidden water drainage spouts.
- When closed the folding arms are protected from the weather by the cassette.
- The extremely sturdy awning construction makes it possible to shade even very large areas safely.
- The 85 mm roller tube ensures the highest rigidity and the best possible cover winding characteristics even at the largest widths.

### optional accessories

- In the case of manual operation ease of use is ensured with the spring-assisted gearbox.
- Hard-wired motor drive (optionally with automatic controls) for simple, relaxed operation.
- Radio-controlled motor with handheld transmitter for ease of operation - and ergonomically crafted for ease of use.
- The shadeplus creates an additional room on the patio. Protection from sun, wind and inquisitive glances in one.
- Awning available in non-standard RAL colours

· Awning covers made from acrylic fabric or sunsilk snc with self-cleaning effect · The panel joints of the awning cover are ultrasonically bonded to give a better appearance without bothersome stitching · Manual operation includes a markilux stainless steel winding handle - quality to get to grips with · Folding arms with perfected power transference by means of double, rounded steel-link chains and direct coupling of the springs. The highest safety standards even at large extensions · Folding arms with drop-forged joint components made of aluminium. The pivot bolts sit in Teflon-coated bronze bushes for high stability and longevity · The greater upper to lower arm length ratio ensures high lateral stability in the awning · The use of cam bolts makes fine-tuning of the folding arms a simple procedure · Simply pitch adjustment via the bracket without necessitating readjustment of the front profile · Awnings more than 700 cm wide can be supplied as coupled units. · An easily installed sun and wind sensor provides intelligent control and essential protection · An optional wall sealing profile covers the gap between wall and awning · Available with a valance

**folding-arm cassette awning markilux 5010**



during extension



side view showing gear box eye for manual operation (standard)



Face fixture bracket



markilux 5010 with wall sealing profile (optional)




Neigungseinstellung über die Befestigungshalter



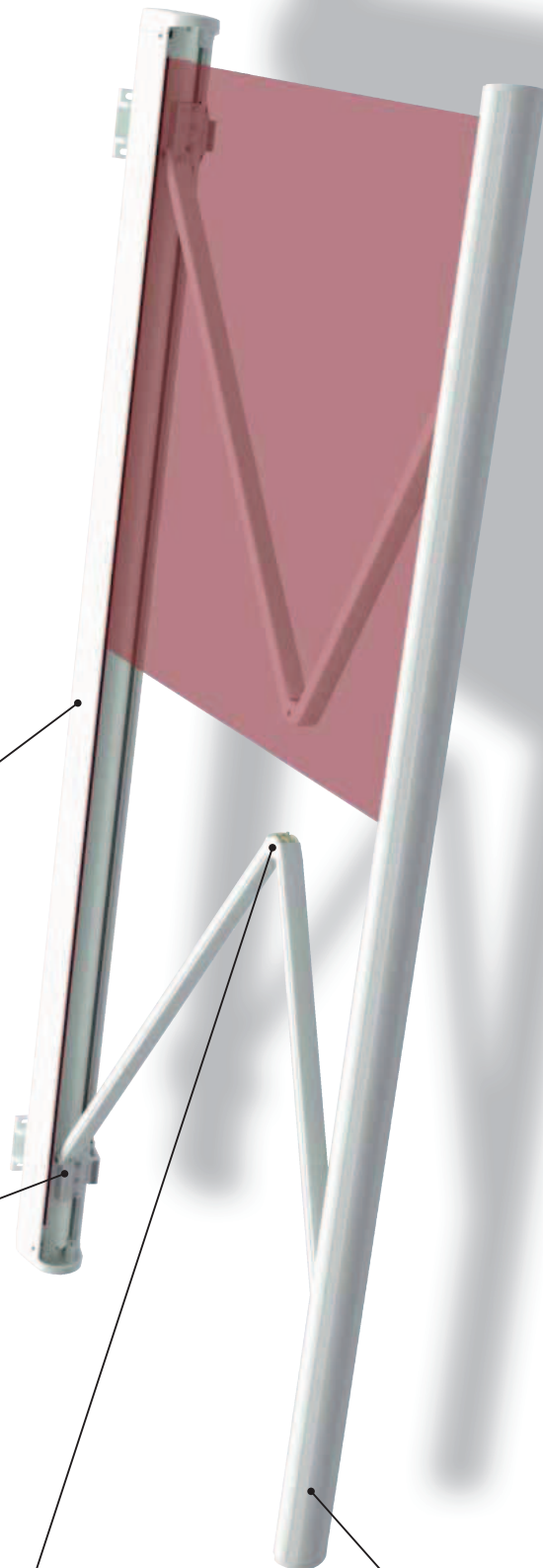
corrosion-resistant and technically proven: twin steel-link chains at the elbow joints



Shadeplus (optional) retracted



shadeplus (optional) during extension



Standard RAL colours:



standard:



optional accessories:



safe · timeless · beautiful

**markilux 5010**

## markilux 5010 Lounge

frame colours	End cap trim colours
Nano off-white textured finish 5233	Nano off-white textured finish 5233
Nano stone grey metallic 5215	Nano stone grey metallic 5215
Nano dark grey metallic 5204	Nano dark grey metallic 5204
	Polished chrome



**markilux 5010**

The cassette awning - slim, strong and simply stylish



# dimensions and configuration options

extension	Overall blind width										minimum width motor <sup>19)</sup>		minimum width manual operation <sup>19)</sup>	
	250 187-250	300 251-300	350 301-350	400 351-400	450 401-450	500 451-500	550 501-550	600 551-600	650 601-650	700 <sup>20)</sup>	Standard	Bespoke arms	Standard	Bespoke arms
150	28)										200	187	200	187
200	28)										250	237	250	237
250		28)									300	287	300	287
300			28)				17)	27) 17)			350	337	350	337
350 <sup>21)</sup>				28)				20) 21) 55)			400	387	400	387
400 <sup>22) 19) 25)</sup>					28)	24)	1)			1) 23) 54)	450	437	450	437

dimensions in cm

- 1) with one Rolltex bearing.
- 17) a shadeplus is not available
- 19) awnings with 4 m extension are only available with motor (surcharge).
- 20) no intermediate sizes possible below the standard width of 650 cm.
- 21) awnings with 3 arms are only available with motor (surcharge).
- 23) no intermediate sizes possible below the standard width of 700 cm.
- 24) rolltex bearing only from a width of 465 cm.
- 25) an extension of 400 cm is supplied without interior cover profile.
- 27) with shadeplus, 3 folding arms.
- 28) Please note the minimum widths!
- 54) smallest awning width with 3 arms 700 cm.
- 55) smallest awning width with 3 arms 641 cm.

= available, 2 folding arms  
 = available, 3 folding arms

Due to the compact awning construction and depending on the width and the arm length, contact between cover and folding arms may occur during extension and retraction. This does not affect the functionality or longevity of the awning.

operation type	
manual operation with st. steel winding handle	●
Servo-assisted operation	○
radio-controlled motor	○
motor	○
Shadeplus	
manual operation	○
radio-controlled motor	-
motor	-
Lighting	
Halogen Spotlights	-
Fluorescent lighting	-
covers	
acrylic 34 (fabric series 341xx-347xx)	●
sunsilk SNC (fabric series 324xx/329xx)	●
signature (fabric series 369xx)	●
transilk FR (fabric series 319xx)	-
transolair (fabric series 339xx)	-
widely woven acrylic (fabric series 349xx)	-
perla FR (fabric series 374xx/379xx)	○
Soltis 92	○ <sup>2)</sup>
PVC fabric	○ <sup>2)</sup>
miscellaneous	
Coverboard	-
Sytem coverboard	-
wall sealing profile	○ <sup>3)</sup>
Pitch adjustment gear	-
Insertable side blind	○
sun and wind sensor	○
Valance	○
Infrared heater	○
Vibrabox / Sunis sun sensor	○
Coupled units (please refer to fixture)	
coupled unit 2 fields	○
coupled unit 3 fields	○
junction roller	○
one-piece cover (on request)	○

- = fitted as standard
- = optional accessory
- = not available
- <sup>2)</sup> = PVC/Soltis 92 covers available up to a max. width of 600 cm and a max. arm length of 250 cm.
- <sup>3)</sup> = wall sealing profile effective up to an awning pitch of 35°

**Definition of extension:** The extension is measured with the awning extended at a pitch of approx. 15° from the wall over the cover to the leading edge of the front profile. The extension tolerance is - 40mm / + 40mm

In the case of manual operation, assume approx. 16 winding handle revolutions per metre of awning extension. Extension when using a motor takes approximately 12 seconds per metre.

**Definition of shadeplus drop:** The shadeplus drop is measured from the bottom edge of the shadeplus profile to the bottom edge of the valance profile. Because of tolerances in fabric thicknesses the drop may be shorter by up to 5 cm.

A shadeplus with gear is available in drops of 150 cm and 190 cm. A shadeplus is not possible with PVC covers. A shadeplus with motor is not possible.









**coupled folding-arm awnings are available up to a max. of 3 single units side by side, however only with 6 folding-arms at most and only motorised.**

Optionally available with **junction roller**. Pattern repeat mismatches are possible in the case of junction roller covers.

except when the extension is the maximum for the width of each awning. (see also arm separation table)

**one-piece awning covers only on request.**

If coupled awnings are to be fitted into a **recess** or **reveal** the overall width of the coupled blind or awning must be at least 6 cm less than the width of the opening to allow the blind/awning to be coupled. Make a special note if the awning is to be fitted into a recess/reveal and note the reveal width separately.

frame colours		
	RAL 9016 traffic white	●
	RAL 8019 grey brown	●
	RAL 9006 metallic aluminium	●
	RAL 1015 light ivory	●
	5204 Nano anthracite metallic 5204 (Lounge)	○
	5215 Nano stone grey metallic 5215 (Lounge)	○
	5233 Nano off-white textured finish (Lounge)	○
	non-standard RAL colour	○